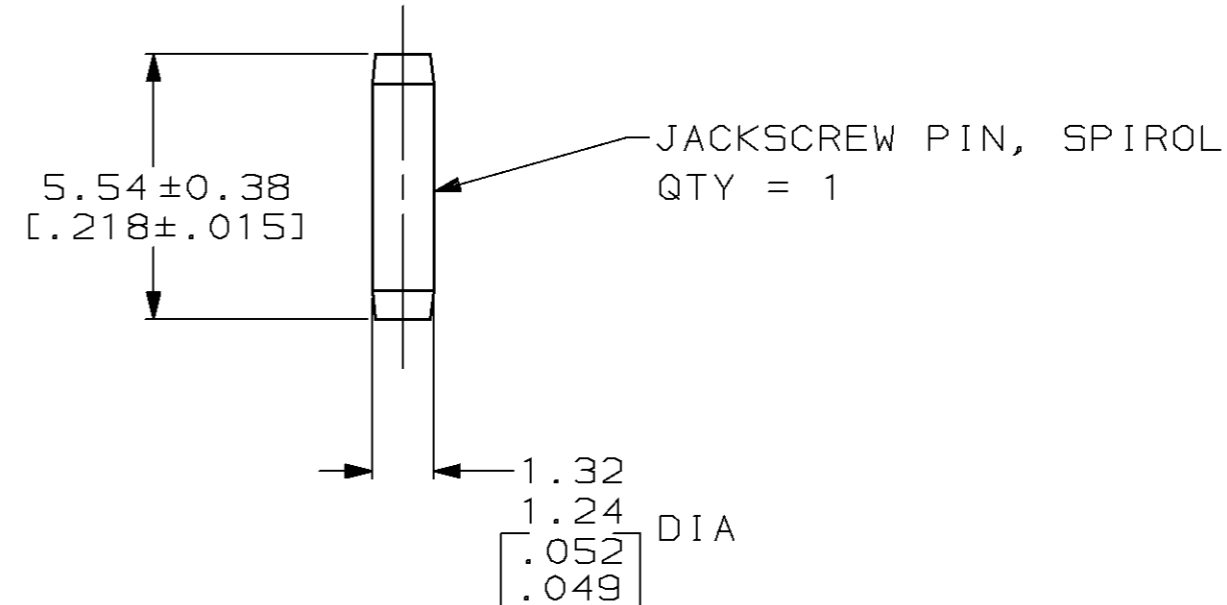
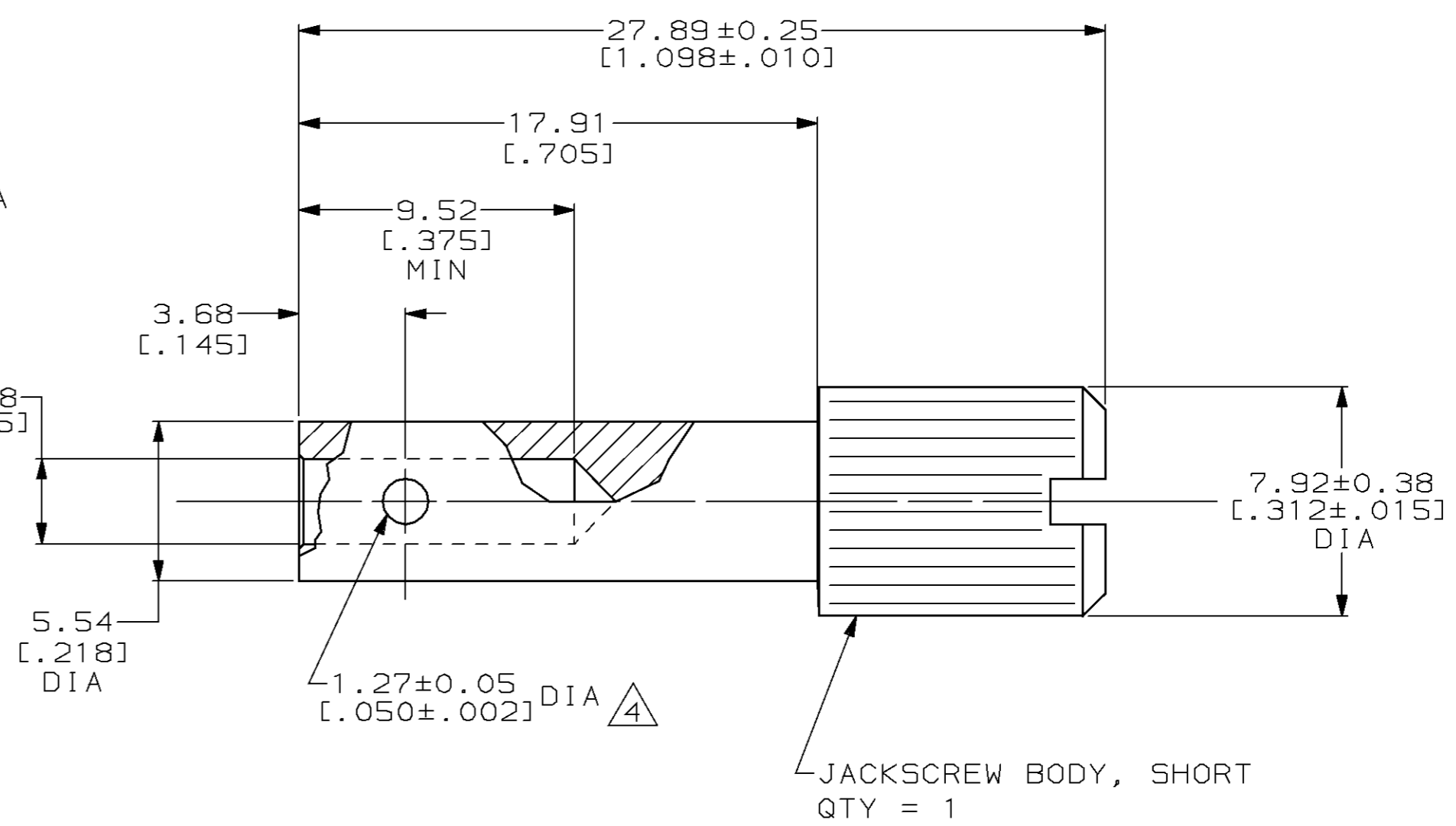
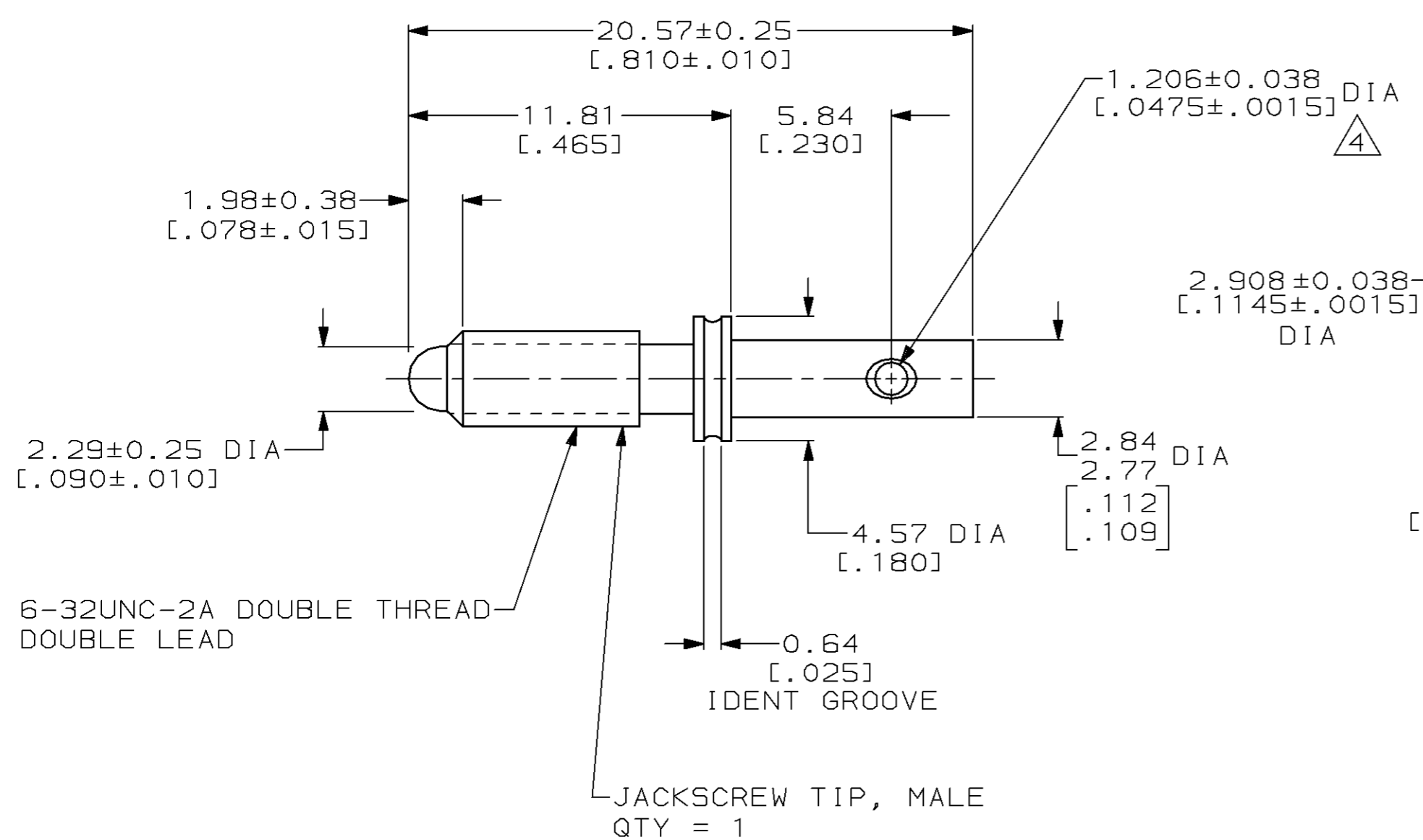


MOD		LOC		DIST		P		F		REVISIONS			
ZONE	LTR	DESCRIPTION			DATE	APPD							
2	BD	36								T	REDRAWN W/O CHANGE & REV PER EC 0020-307-94	05/23/94	TC



- 1 ZINC.
- 2 STAINLESS STEEL.
- 3. TO ASSEMBLE JACKSCREW REFER TO INSTRUCTION SHEET #1189.
- 4 HOLE CENTRALLY LOCATED WITHIN ±0.07 [.003] OF THE 5.54 [.218] DIA AND THE 2.77/2.84 [.109/.112] DIA CENTER LINES.
- 5 CHROMATE CONVERSION, CLEAR.

		200868-1	
		PART NO	
DO NOT SCALE PRINT. UNLESS SPECIFIED DIMENSIONS IN mm [INCHES] TOLERANCES ON : 2 PLC DEC ±0.13 [.005] 3 PLC DEC ± - ANGLES ± -		DR 05/23/94 K.FOLTZ	
MATERIAL JACKSCREW BODY: 1 JACKSCREW TIP: 2 JACKSCREW PIN: 2		CHK 06/16/94 R.STONE	
FINISH JACKSCREW BODY: 5 JACKSCREW PIN: PASSIVATED		APPD 06/17/94 T.COULSON	
		APPD 06/17/94 T.COULSON	
		PRODUCT SPEC	
		APPLICATION SPEC	
		WEIGHT -	
		NAME	
		JACKSCREW KIT, UNASSEMBLED, MALE, M SERIES	
		SIZE	CAGE CODE
		C	00779
		DRAWING NO	C=200868
		SCALE	5:1
		SHEET	1 OF 1

THIS DRAWING IS A CONTROLLED DOCUMENT FOR AMP INCORPORATED. IT IS SUBJECT TO CHANGE AND THE CONTROLLING ENGINEERING ORGANIZATION SHOULD BE CONTACTED FOR THE LATEST REVISION.